

Stainless Steel Fabrication



Since 1975, Webber EMI has been recognized as an 'industry leading' supplier of custom stainless steel panels, joints, unions, fittings, tubes and other system components for a variety of industries and applications.

In addition to manufacturing its trademark exhaust and diurnal emission test equipment for mobile source applications, over its years, Webber EMI has created custom stainless steel parts for use in military, aerospace, food processing, medical and pharmaceutical applications.

Following are just a few examples...

Stainless Steel Components for Mobile Source Emission Testing Applications



Flow Controls



"Y" Connectors



Reducers



Adapters



Tri-Clover Extensions



Reducers



Cyclonic Separator Fittings



Elbows



Sample Collection Point



Intersecting Tubes



Bath & Chiller Coils



Cross-Sectional Samplers

Stainless Steel 'System' Components for Testing Applications



Swiveling Connector



Cyclonic Separator



Dilution Tunnel Accessories



Sample Moisture Traps



Straight Tubing



Convuluted Tubing



Wheel Chocks / Tie-Downs




Sample Conditioning System



Custom-Length Tubing





Custom-Terminated, Straight Tubing Sizes: 2" to 6" Diameters







Convuluted Tubing Sizes: ¼" to 6" Diameters


Miscellaneous Stainless Steel Parts



Miscellaneous Stainless Steel Parts cont....



Miscellaneous Stainless Steel Parts cont....



Webber EMI would welcome the opportunity to provide your organization with a confidential quotation for your company's parts, project, machine or tooling needs. We have built our 'industry leading' reputation by providing our customers with high quality, high performing stainless steel parts and systems for over 25 years.

Please fax or e-mail us your drawing for a free quotation.