


Custom Manufacturing

In addition to its core business of manufacturing emission-focused test equipment, since its inception in 1975, Webber EMI has also produced a wide range of specialized machines and other test systems for high-performance, high-precision industrial applications.

Following is a brief overview of some of the machines and test systems developed and produced by Webber EMI.



Chassis & Engine Dynamometers & Dynamometer Service Parts




Low Friction Load Wheel Clutch
(Courtesy of Horiba Instruments, Inc.)



Dynamometer Warm-Up Device
(Courtesy of Suzuki)



Engine Dynamometer
(Courtesy of GM)



Test Cell Driver's Aide System
 (Courtesy of Clayton Industries)



Programmable Stamping Machine
 (Courtesy of Advanced Cardiovascular Inc.)



Differential Temperature Machine
 (Courtesy of Ford Motor Co.)



Heating & Cooling Unit

*Custom Systems &
 Electro-Mechanical
 Controls*




Drill Fixture for Sprinkler Valves
 (Courtesy of Rain Bird)



'Big Bertha' Polisher/Buffer System
 (Courtesy of Callaway Golf Club)



Inspection Fixture
 (Courtesy of Hughes Aircraft)



Electronic & Pneumatic Controls

Please contact us via phone, fax or e-mail for a free quotation.